

Agency Power Hour

#049

YOUR HOSTS

Keith Gaytan - Edward Hopkins - John Possumato - Elena Ciccotelli



- Working on advanced reporting
- For tracking of link sent, clicked, registered
- Flow is client uploads a csv in campaign customers db
- Then client creates a mass sms and adds a card link in sms body
- So now client will have to use token %card_url% in message body with a card selected in dropdown list here

Navigation

Administration

Account

Clients

Campaigns

> Manage Campaigns

> Create New Campaign

> Campaign SMS Packages

> Mass SMS

Back To Mass SMS

SMS Broadcast

Broadcast Name

Send Instantly

Schedule Broadcast (Y/M/D)

2020

02

06

Send At (HH:MM)

08

29

AM

SMS Text

%COMPANY_NAME% %CUSTOMERNAME% %days2birth% %card_url%

Characters Left: 160

Sending %card_url% in message?

Select Your Card

Choose Lists To Send To

Select

Save Broadcast

Then select your card here

Please use %card_url% in sms body if you want to track who clicked this link

Now let's see it

Scheduled creative function

- Click on look and feel and check Schedule Creative box and then click on add creative

Go to campaigns dashboard and click on edit



Refresh All Devices For All Campaigns

Navigation

Administration

Account

Clients

Campaigns

> Manage Campaigns

> Create New Campaign

> Campaign SMS Packages

> Mass SMS

> Birthday Mass SMS

Coupons

Txtria Pools

Training & Webinars

Campaigns Dashboard

Search: wed

Client Assignment	Campaign Key	Subscribers	Winners	Total Wins	Total Submissions	Coupons	Manage
Up9	PUV6TQ==	3 Manage	98 View	215 View	0 Reset	4 View	Edit Duplicate Delete
Up9	eWtUTg==	0 Manage	0 View	0 View	0 Reset	0 View	Edit Duplicate Delete
Up9	eWtqTg==	0 Manage	0 View	0 View	0 Reset	0 View	Edit Duplicate Delete
Up9	eWt6Tg==	0 Manage	0 View	0 View	0 Reset	0 View	Edit Duplicate Delete

Previous 1 Next

Reset Visits

Navigation

🏠 Administration

🏠 Account

👤 Clients

📁 Campaigns

> Manage Campaigns

> Create New Campaign

> Campaign SMS Packages

> Mass SMS

> Birthday Mass SMS

📄 Coupons

📄 Txtria Pools

📖 Training & Webinars

Edit Campaign Wed Camp

Image Gallery

1. Information ▶

2. Kiosk Type ▶

3. Look And Feel ▶

4. Custom Settings ▶

5. Social Settings ▶

6. Publish ▶

body p span strong

Account Not Found SMS (Tags: %business_name%, %card_name%, %card_url%)

%business_name%: We did not find your card. Please find link for the card %card_name% here %card_url%

Characters Left: 59

Record check-in visits

Maximum number of visits required to send offer

5

Reset visits after following value

Account Not Found SMS When Customer Needs More Visits (Tags: %business_name%, %visits_remaining%)

%business_name%: You only have %visits_remaining% visit(s) left to get this offer!123

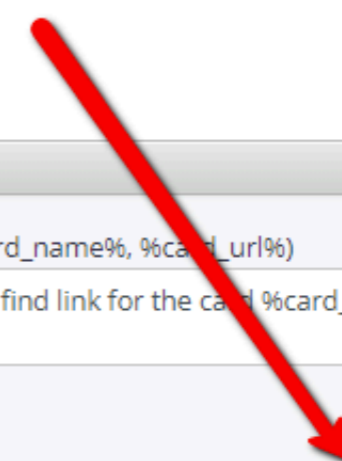
Characters Left: 74

Ask To Join When No Account Exist

Punch Fail SMS Message (Tags: %business_name%, %card_name%, %name%, %email%, %phone%)

punch failed

Characters Left: 148



**Sms length has been
increased to 1500**

Navigation

- Account
- Clients
- Campaigns
 - Manage Campaigns
 - Create New Campaign
 - Campaign SMS Packages
 - Mass SMS
 - Birthday Mass SMS
- Coupons
- Txtria Pools
- Training & Webinars

Edit Campaign BurgerIM

Image Gallery

- 1. Information
- 2. Kiosk Type
- 3. Look And Feel
- 4. Custom Settings
- 5. Social Settings
- 6. Publish

Sms length has been increased to 1500

body p

Punch Success SMS Message (Tags: %business_name%, %card_name%, %name%, %email%, %phone%)

Characters Left: 1500

Punch Fail Message (Token: %reason%, %business_name%, %card_name%, %card_url%) [Customize Fail Messages](#)

Rich text editor toolbar with icons for Source, Bold, Italic, Underline, Text color, Background color, Bulleted list, Numbered list, Indent, Outdent, Link, Unlink, Image, Table, Undo, Redo, and Help.

Setup | Notifications | Logicals | Subscribers | QR Codes | Auto Responders

Campaign Title: Enter Page Title

Campaign Description: Enter Page Description

Use Txria:

Choose Campaign Phone: Please Select Number List

Campaign Keywords: Enter keyword

New Member SMS Message: %BUSINESSNAME%, %CUSTOMERNAME% Characters Left: 1500

Choose Media: Upload MMS Media

Already Member SMS Message: %BUSINESSNAME%, %CUSTOMERNAME% Characters Left: 1500

Choose Media: Upload MMS Media

Subscribe To List: Please Select Subscriber List

Ask For: Name Email Address Birthday

Sms length has been increased to 1500

Show 50 entries

ID	Title	Subscribers	Manage
1	Mason Brothers Boxing	31	Export List
2			Export List

Offer Text & Web Chat Service to Your Clients
Over One Million Business Don't Provide This Service To Their Customers
Instant Customer Connections - Instant Lead Generation - Instant Sales!
[CLICK HERE](#)

woottext SMS GATEWAY
The Ultimate White Label SMS Gateway
True White Label - Unlimited Installations - Keep 100% of Profits! - Over 5000 Installations Worldwide
Use Our USA, Canada & UK Shortcodes OR Twilio Longcodes. Most Feature Rich System Ever Built for Agencies
[CLICK HERE](#)

YiReview builder
Build Your Clients Reputation With SMS
White Label - Give Away Free Trials - A Service Every Business Cannot Live Without
Customers Leave Google, Yelp & Facebook 5 Star Reviews Everytime - All The Time!
[CLICK HERE](#)

**Have created column
allowed_sms_length in user table
so we can allow length to any user**

**User can add as many images as needed
On schedule user can set when this
image will be displayed in kiosk based on
weekly/monthly settings**

Navigation

- Administration
- Account
- Clients
- Campaigns
 - Manage Campaigns
 - Create New Campaign
 - Campaign SMS Packages
 - Mass SMS
 - Birthday Mass SMS
- Coupons
- Txtria Pools
- Training & Webinars

Edit Campaign Wed Camp.

- 1. Information
- 2. Kiosk Type
- 3. Look And Feel
- 4. Custom Settings
- 5. Social Settings
- 6. Publish



Choose File No file chosen

Schedule Creative

+ Add Creative

Use Creative Landscape as Left Area Background

Enable Splash

Click on look and feel and check Schedule Creative box and then click on add creative

Image Gallery

- Administration
- Account
- Clients
- Campaigns
 - Manage Campaigns
 - Create New Campaign
 - Campaign SMS Packages
 - Mass SMS
 - Birthday Mass SMS
- Coupons
- Txtria Pools
- Training & Webinars


Edit Campaign Wed Camp

Image Gallery

- 1. Information
- 2. Kiosk Type
- 3. Look And Feel
- 4. Custom Settings
- 5. Social Settings
- 6. Publish

Use Slider

Upload Creative Landscape









Choose File No file chosen

User can add as many images as needed

Schedule Creative

+ Upload Creative

	
Schedule	Schedule
 	 

On schedule user can set when this image will be displayed in kiosk based on weekly/monthly settings

Can remove or edit any image

Use Creative Landscape as Full Screenshot Background

- Administration
- Account
- Clients
- Campaigns
 - Manage Campaigns
 - Create New Campaign
 - Campaign SMS Packages
 - Mass SMS
 - Birthday Mass SMS
- Coupons
- Txtria Pools
- Training & Webinars

- 1. Information
- 2. Kiosk Type
- 3. Look And Feel
- 4. Custom Settings
- 5. Social Settings
- 6. Publish

Schedule Creative

Select Schedule Mode

Show on days of week

- Show Every Monday
- Show Every Tuesday
- Show Every Wednesday
- Show Every Thursday
- Show Every Friday
- Show Every Saturday
- Show Every Sunday

Cancel Save

In weekly settings user can set any day

Use Creative Landscape as Full Scree Background

Previous Next

- Administration
- Account
- Clients
- Campaigns
 - Manage Campaigns
 - Create New Campaign
 - Campaign SMS Packages
 - Mass SMS
 - Birthday Mass SMS
- Coupons
- Txtria Pools
- Training & Webinars

- 1. Information
- 2. Kiosk Type
- 3. Look And Feel
- 4. Custom Settings
- 5. Social Settings
- 6. Publish

Edit Campaign Wed Camp

Schedule Creative

Select Schedule Mode

Show on days of month

Show in January for the following days

1,2,3,7,9

Show in February for the following days

1,2,3,7,9

Show in March for the following days

1,2,3,7,9

Show in April for the following days

Cancel Save

In monthly settings user can set any day in any month

Use Creative Landscape as Full Scree Background

Navigation

- Administration
- Account
- Clients
- Campaigns
 - Manage Campaigns
 - Create New Campaign
 - Campaign SMS Packages
 - Mass SMS
 - Birthday Mass SMS
- Coupons
- Txtria Pools
- Training & Webinars

Edit Campaign Wed Camp.

Image Gallery

1. Information

2. Kiosk Type

3. Look And Feel

4. Custom Settings

5. Social Settings

6. Publish



Choose File No file chosen

Add as many images as you want

Schedule Creative

+ Add Creative

Schedule	Schedule	Schedule	Schedule
Edit Image	Edit Image	Edit Image	Edit Image
Remove	Remove	Remove	Remove

Click edit image to upload your own creative

Click on remove if you want to remove any

Use Creative Landscape as Left Area Backg

Enable Splash

Edit Campaign Wed Camp.

Image Gallery

- 1. Information
- 2. Kiosk Type
- 3. Look And Feel
- 4. Custom Settings
- 5. Social Settings
- 6. Publish

Schedule Creative

Select Schedule Mode

-
-
- Show on days of week
- Show on days of month

Cancel Save

Then click on schedule and choose schedule mode

Schedule Edit Image Remove

Schedule Edit Image Remove

Use Creative Landscape as Left Area Background

Navigation

- Home
- Account
- Campaigns
- Mass SMS
- Coupons
- Txtria Pools
- Training & Webinars

Edit Campaign Wed Camp.

Image Gallery

In week mode
Any week day can be
checked for any creative to
be displayed in kiosk

Schedule Creative

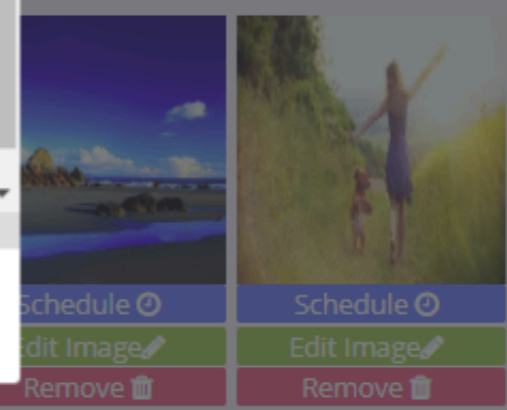
Select Schedule Mode

Show on days of week

- Show Every Monday
- Show Every Tuesday
- Show Every Wednesday
- Show Every Thursday
- Show Every Friday
- Show Every Saturday
- Show Every Sunday

Cancel Save

- 1. Campaign Information
- 2. Campaign Type
- 3. Campaign And Product
- 4. Custom Settings
- 5. Social Settings
- 6. Publish



Use Creative Landscape as Left Area Background

Enable Slash

Navigation

Administration

Account

In month mode can enter any day for any month separated by comma

Edit Campaign Wed Camp.

Image Gallery

Schedule Creative

Select Schedule Mode

Show on days of month

Show in January for the following days

1,2,3,7,9

Show in February for the following days

1,2,3,7,9

Show in March for the following days

1,2,3,7,9

Show in April for the following days

Cancel

Save

Use Creative Landscape as Left Area Background

Enable Slash

Navigation

- Administration
- Account
- Clients
- Campaigns
 - Manage Campaigns
 - Create New Campaign
 - Campaign SMS Packages
 - Mass SMS
 - Birthday Mass SMS
- Coupons
- Txtria Pools
- Training & Webinars

Edit Campaign Wed Camp.

- 1. Information
- 2. Kiosk Type
- 3. Look And Feel
- 4. Custom Settings
- 5. Social Settings
- 6. Publish

Schedule Creative

Select Schedule Mode

Show on days of month

Show in January for the following days

1,2,3,7,9

Show in February for the following

1,2,3,7,9

Show in March for the following da

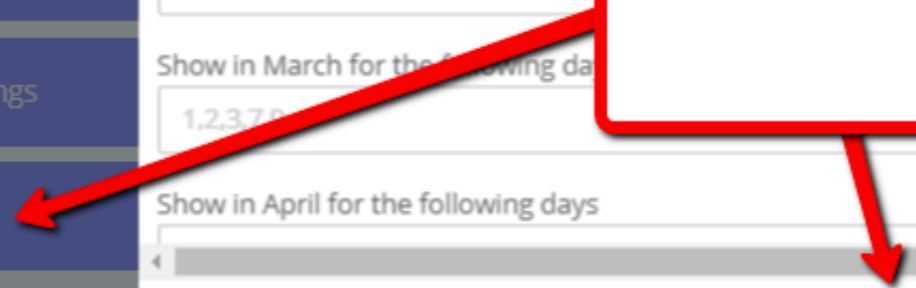
1,2,3,7,9

Show in April for the following days

1,2,3,7,9

Cancel Save

Then click save in modal and click on publish



Agency Power Hour

#049

YOUR HOSTS

Keith Gaytan - Edward Hopkins - John Possumato - Elena Ciccotelli

